



Handling System for Dishwasher Short roller conveyors with end plate


ITEM # _____

MODEL # _____

NAME # _____

SIS # _____

AIA # _____



865189 - 863013 - 863014 - 863015 - 863016 - 865190 -
863017 - 863018 - 863019 - 863020 - 865191 - 863021 -
863022 - 863023 - 863024 - 863025

Short Form Specification

Item No. _____

Constructed in 304 AISI stainless steel.
Basin with sloping bottom and drain.
Short plastic rollers. Square 40x40mm square legs with height-
adjustable feet. Designed for 500x500mm dishwashing baskets.
Knock-down delivery.
Integrated end plate.

Main Features

- Suitable to install either a single unit with dishwasher or combined with other tables.
- The table is suitable for both rack type and hood type dishwasher. Rack type dishwasher can be connected directly to the table, while there are optional accessories to adapt the table with hood type dishwasher.
- Conveyors supplied as knockdown and easy to assemble.
- "Key holes" and "snap on" system reduces the number of screws needed for fast and easy installation.
- Improved end limit switch for easier cleaning and higher reliability.
- Manual rack movement with short rollers.
- Drain can be turned 360°.
- Designed to transport 500x500 mm dishwashing baskets.
- The table can be used on loading and/or unloading sides as the first or the last table in the working flow.

Construction

- Stainless steel feet 50 mm adjustable in height to align the operation height between the dishwasher and table.
- Thick welded flanges for sturdy connection between the units.
- All surfaces smooth with polished finish.
- 40x40 mm square tubular legs in AISI 304 stainless steel.
- AISI 304 1,2mm stainless steel basin.
- Self-bearing undershelf eliminates the need for additional frames.
- Sloping bottom of the table grants a smooth and rapid drainage.
- Two legs and end plate included.
- Conveyors optionally equipped with end-limit switch, guides for racks and under shelves.

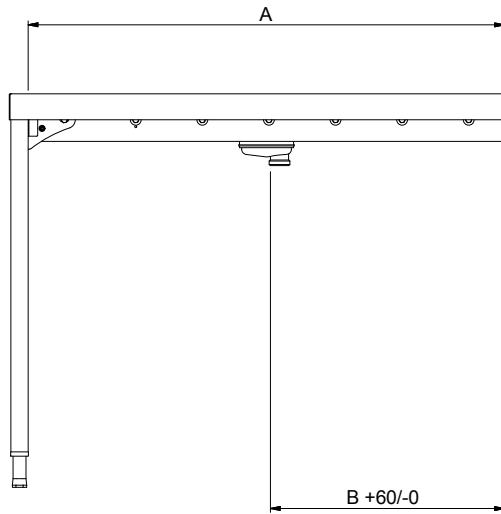
Sustainability

- The short roller conveyor table is available from 1100mm up to 2600mm with 100mm-step length.



APPROVAL: _____

Front


Key Information:
External dimensions, Width:

865189 (HSSRCEP11)	1145 mm
863013 (HSSRCEP12)	1245 mm
863014 (HSSRCEP13)	1345 mm
863015 (HSSRCEP14)	1445 mm
863016 (HSSRCEP15)	1545 mm
865190 (HSSRCEP16)	1645 mm
863017 (HSSRCEP17)	1745 mm
863018 (HSSRCEP18)	1845 mm
863019 (HSSRCEP19)	1945 mm
863020 (HSSRCEP20)	2045 mm
865191 (HSSRCEP21)	2145 mm
863021 (HSSRCEP22)	2245 mm
863022 (HSSRCEP23)	2345 mm
863023 (HSSRCEP24)	2445 mm
863024 (HSSRCEP25)	2545 mm
863025 (HSSRCEP26)	2645 mm

External dimensions, Depth:

620 mm

External dimensions, Height:

910 mm

Net weight:

865189 (HSSRCEP11)	16 kg
863013 (HSSRCEP12)	16 kg
863014 (HSSRCEP13)	18 kg
863015 (HSSRCEP14)	19 kg
863016 (HSSRCEP15)	ISO 9001; ISO 14001 kg
865190 (HSSRCEP16)	21 kg
863017 (HSSRCEP17)	22 kg
863018 (HSSRCEP18)	23 kg
863019 (HSSRCEP19)	24 kg
863020 (HSSRCEP20)	25 kg
865191 (HSSRCEP21)	26 kg
863021 (HSSRCEP22)	27 kg
863022 (HSSRCEP23)	28 kg
863023 (HSSRCEP24)	29 kg
863024 (HSSRCEP25)	30 kg
863025 (HSSRCEP26)	ISO 9001; ISO 14001 kg

Height adjustment:

50/50 mm

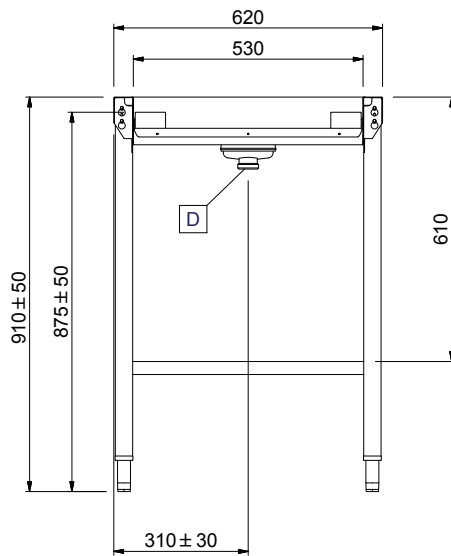
Basin material:

Stainless Steel AISI 304 - EN

Type of rollers:

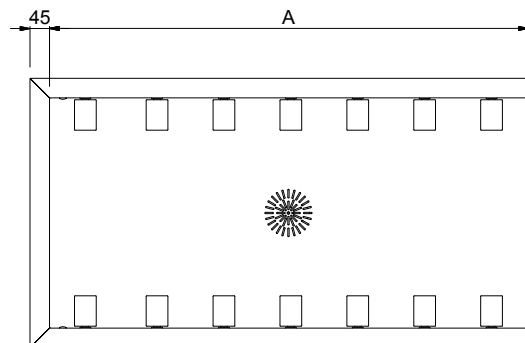
Short

Side



D = Drain

Top



	865189	863013	863014	863015	863016	865190	863017	863018	863019	863020	865191	863021	863022	863023	863024	863025
863018 - Conveyor, short rollers with end plate, 1845mm																
863077 - Plain undershelf for roller conveyor, 1200 mm		✓	✓	✓	✓	✓	✓	✓	✓	✓	✓	✓	✓	✓	✓	✓
863078 - Plain undershelf for roller conveyor, 1300 mm			✓	✓	✓	✓	✓	✓	✓	✓	✓	✓	✓	✓	✓	✓
863079 - Plain undershelf for roller conveyor, 1400 mm				✓	✓	✓	✓	✓	✓	✓	✓	✓	✓	✓	✓	✓
863080 - Plain undershelf for roller conveyor, 1500 mm					✓	✓	✓	✓	✓	✓	✓	✓	✓	✓	✓	✓
863081 - Plain undershelf for roller conveyor, 1700 mm							✓	✓	✓	✓	✓	✓	✓	✓	✓	✓
863082 - Plain undershelf for roller conveyor, 1800 mm								✓	✓	✓	✓	✓	✓	✓	✓	✓
863083 - Plain undershelf for roller conveyor, 1900 mm									✓	✓	✓	✓	✓	✓	✓	✓
863084 - Plain undershelf for roller conveyor, 2000 mm										✓	✓	✓	✓	✓	✓	✓
863085 - Plain undershelf for roller conveyor, 2200 mm												✓	✓	✓	✓	✓
863086 - Plain undershelf for roller conveyor, 2300 mm													✓	✓	✓	✓
863087 - Plain undershelf for roller conveyor, 2400 mm														✓	✓	✓
863088 - Plain undershelf for roller conveyor, 2500 mm															✓	✓
863089 - Plain undershelf for roller conveyor, 2600 mm																✓
863103 - Grid undershelf, 1200 mm		✓	✓	✓	✓	✓	✓	✓	✓	✓	✓	✓	✓	✓	✓	✓
863104 - Grid undershelf, 1300 mm			✓	✓	✓	✓	✓	✓	✓	✓	✓	✓	✓	✓	✓	✓
863105 - Grid undershelf, 1400 mm				✓	✓	✓	✓	✓	✓	✓	✓	✓	✓	✓	✓	✓
863106 - Grid undershelf, 1500 mm					✓	✓	✓	✓	✓	✓	✓	✓	✓	✓	✓	✓
863107 - Grid undershelf, 1700 mm							✓	✓	✓	✓	✓	✓	✓	✓	✓	✓
863108 - Grid undershelf, 1800 mm								✓	✓	✓	✓	✓	✓	✓	✓	✓
863109 - Grid undershelf, 1900 mm									✓	✓	✓	✓	✓	✓	✓	✓
863110 - Grid undershelf, 2000 mm										✓	✓	✓	✓	✓	✓	✓
863111 - Grid undershelf, 2200 mm												✓	✓	✓	✓	✓
863112 - Grid undershelf, 2300 mm													✓	✓	✓	✓
863113 - Grid undershelf, 2400 mm														✓	✓	✓
863114 - Grid undershelf, 2500 mm															✓	✓
863115 - Grid undershelf, 2600 mm																✓
865162 - Emergency stop kit for Rack Type Dishwasher (not for Basic handling system)		✓	✓	✓	✓	✓	✓	✓	✓	✓	✓	✓	✓	✓	✓	✓
865163 - Connection plate (short) for left side to connect handling system to hood type	✓	✓	✓	✓	✓	✓	✓	✓	✓	✓	✓	✓	✓	✓	✓	✓
865164 - Connection plate (long) for front and right side to connect handling system to hood type	✓	✓	✓	✓	✓	✓	✓	✓	✓	✓	✓	✓	✓	✓	✓	✓
865218 - End limit switch for short roller conveyor	✓	✓	✓	✓	✓	✓	✓	✓	✓	✓	✓	✓	✓	✓	✓	✓
865219 - Plain undershelf for roller conveyor, 600 mm	✓	✓	✓	✓	✓	✓	✓	✓	✓	✓	✓	✓	✓	✓	✓	✓
865220 - Plain undershelf for roller conveyor, 1100 mm	✓	✓	✓	✓	✓	✓	✓	✓	✓	✓	✓	✓	✓	✓	✓	✓
865221 - Plain undershelf for roller conveyor, 1600 mm						✓	✓	✓	✓	✓	✓	✓	✓	✓	✓	✓
865222 - Plain undershelf for roller conveyor, 2100 mm											✓	✓	✓	✓	✓	✓
865223 - Guide rack for 4 dishwasher baskets, 1100 mm - 1500 mm	✓	✓	✓	✓	✓	✓	✓	✓	✓	✓	✓	✓	✓	✓	✓	✓
865224 - Guide rack for 8 dishwasher baskets, 1600 mm - 2000 mm						✓	✓	✓	✓	✓	✓	✓	✓	✓	✓	✓
865225 - Guide rack for 12 dishwasher baskets, 2100 mm - 2500 mm											✓	✓	✓	✓	✓	✓
865226 - Guide rack for 16 dishwasher baskets, 2600 mm																✓
865234 - Connection bracket for plain undershelf and grid undershelf (to be used if roller conveyor is connected directly to Rack Type Dishwasher)	✓	✓	✓	✓	✓	✓	✓	✓	✓	✓	✓	✓	✓	✓	✓	✓
865235 - Connection bracket for plain undershelf and grid undershelf (to be used if roller conveyor is connected directly to Rack Type Dishwasher with splash hood)	✓	✓	✓	✓	✓	✓	✓	✓	✓	✓	✓	✓	✓	✓	✓	✓
865236 - Grid undershelf, 600 mm	✓	✓	✓	✓	✓	✓	✓	✓	✓	✓	✓	✓	✓	✓	✓	✓
865237 - Grid undershelf, 1100 mm	✓	✓	✓	✓	✓	✓	✓	✓	✓	✓	✓	✓	✓	✓	✓	✓
865238 - Grid undershelf, 1600 mm						✓	✓	✓	✓	✓	✓	✓	✓	✓	✓	✓
865239 - Grid undershelf, 2100 mm											✓	✓	✓	✓	✓	✓
865253 - Inclined extension table for roller conveyor	✓	✓	✓	✓	✓	✓	✓	✓	✓	✓	✓	✓	✓	✓	✓	✓
865452 - Plain undershelf for roller conveyor, 800 mm	✓	✓	✓	✓	✓	✓	✓	✓	✓	✓	✓	✓	✓	✓	✓	✓
865453 - Grid undershelf, 800 mm	✓	✓	✓	✓	✓	✓	✓	✓	✓	✓		✓	✓	✓	✓	✓

Optional Accessories